

Client Impact

In 2025, the ACE Women's Business Center celebrates 10 years of championing women, minorities, and low-to-moderate income entrepreneurs through financial education and training.

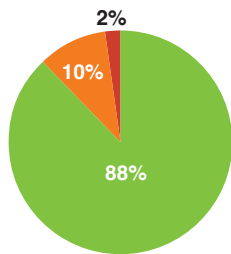


2023 - 2024 Achievements

Increasing Economic Impact

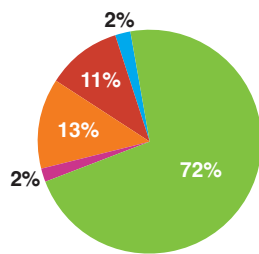
UNIQUE CLIENTS SERVED	CLIENTS TRAINED	COACHING	CAPITAL INFUSION TRANSACTIONS	NEW BUSINESS STARTS	TRAININGS
950	1,862	175	90	18	66

A snapshot of our clients



Gender

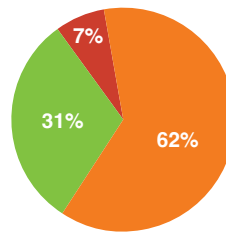
■ Women ■ Men
■ Unspecified/Other



Race

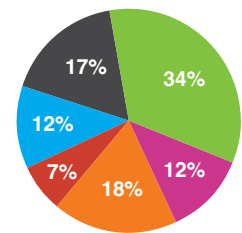
■ Asian ■ African American ■ Caucasian
■ Native/Alaskan American ■ Unspecified

*Hispanic Ethnicity: 14% of WBC clients



Clients

■ In Business ■ Not In Business
■ Unspecified



Years in Business

■ Nascent ■ 1 Year ■ 2 Years
■ 3 Years ■ More than 4 Years ■ Unspecified

2015 - 2024 Activity Outcomes

CLIENTS SERVED	CLIENTS TRAINED	TRAININGS
18,260	16,211	521

In 2020-2021 the WBC received additional funding through the CARES ACT to assist more entrepreneurs. (Data is included in outcomes)

The Women's Business Center is hosted by ACE | Access to Capital for Entrepreneurs a non-profit organization that provides loans and business development resources to help its borrowers create and grow sustainable businesses which generate jobs.

- More than \$237 million loaned
- Over 2,700 small businesses helped
- 22,000+ jobs created or retained



Funded in part through a Cooperative Agreement with the U.S. Small Business Administration